


LORI™

Love to Dance Ballet Studio™

age
3+

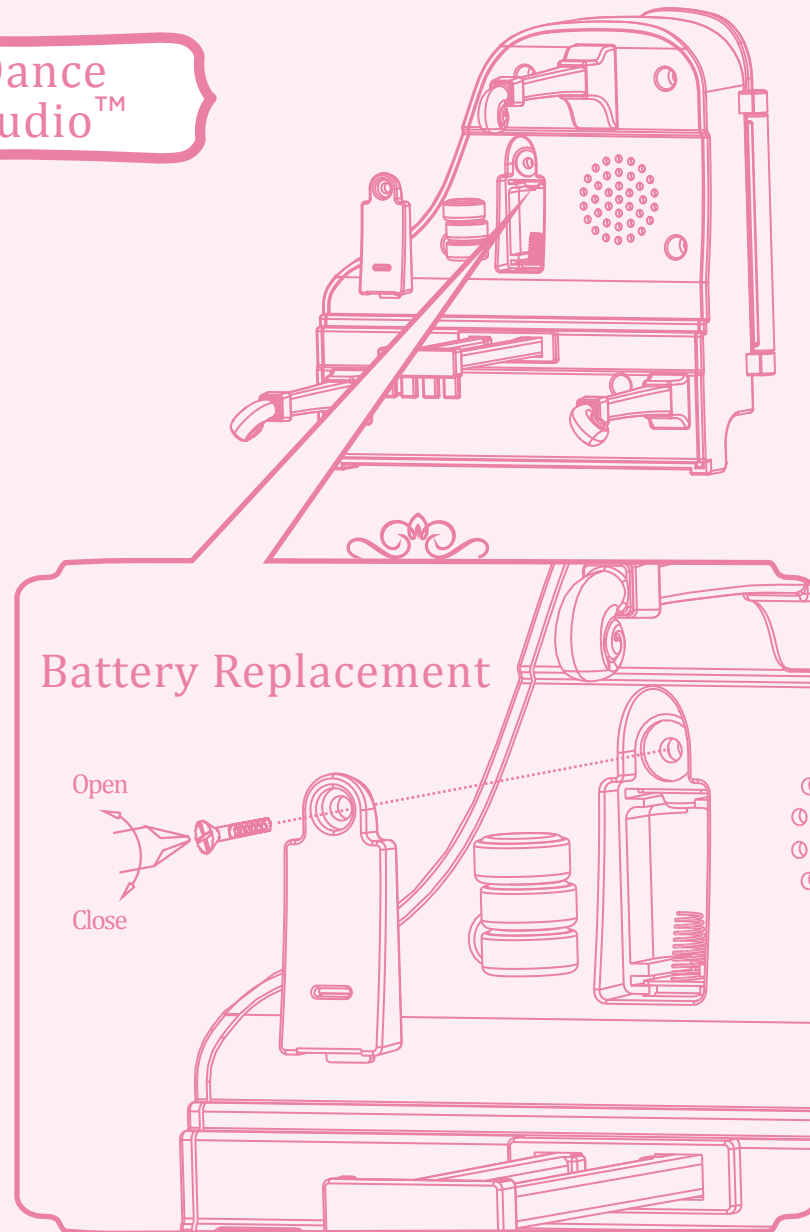


Press here to play music

L037000
Conform to ASTM D-4236

 **WARNING:**
CHOKING HAZARD - Small parts.
Not for children under 3 years.

CAUTION:
Uses 3 x LR44 (1.5V) size batteries – Included
Do not mix old and new batteries.
Do not mix alkaline, standard (carbon-zinc),
or rechargeable (nickel-cadmium) batteries.
Do not dispose of this product in fire.
Batteries inside product may explode or leak.



This device complies with Part 15 of the FCC Rules. Operation is subject to the following two conditions: (1) this device may not cause harmful interference, and (2) this device must accept any interference received, including interference that may cause undesired operation.

Caution: changes or modifications not expressly approved by the party responsible for compliance could void the user's authority to operate the equipment.

NOTE: This equipment has been tested and found to comply with the

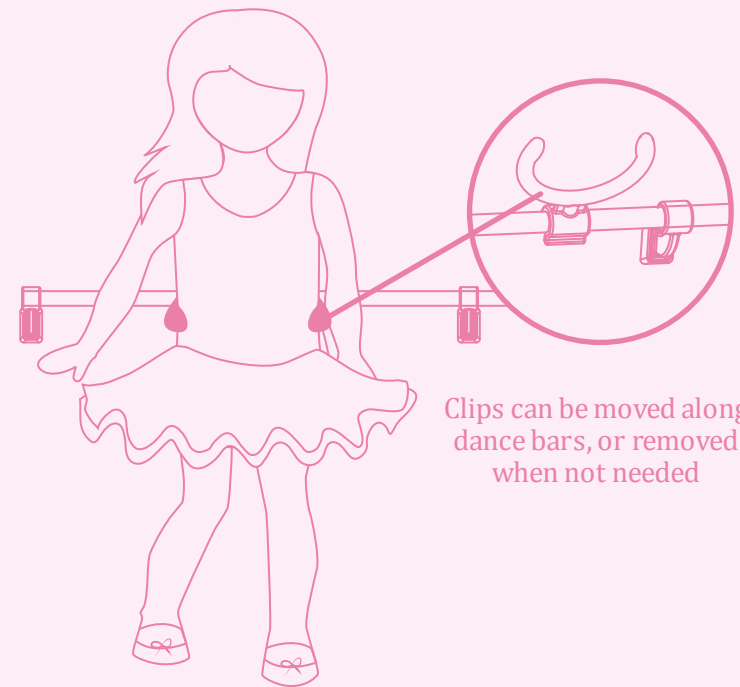


limits for a Class B digital device, pursuant to Part 15 of the FCC Rules. These limits are designed to provide reasonable protection against harmful interference in a residential installation. This equipment generates, uses and can radiate radio frequency energy and, if not installed and used in accordance with the instructions, may cause harmful interference to radio communications. However, there is no guarantee that interference will not occur in a particular installation. If this equipment does cause harmful interference to radio or television reception, which can be determined by turning the equipment off and on, the user is encouraged to try to correct the interference by one or more of the following measures:

- Reorient or relocate the receiving antenna.
- Increase the separation between the equipment and receiver.
- Connect the equipment into an outlet on a circuit different from that to which the receiver is connected.
- Consult the dealer or an experienced radio/TV technician for help.

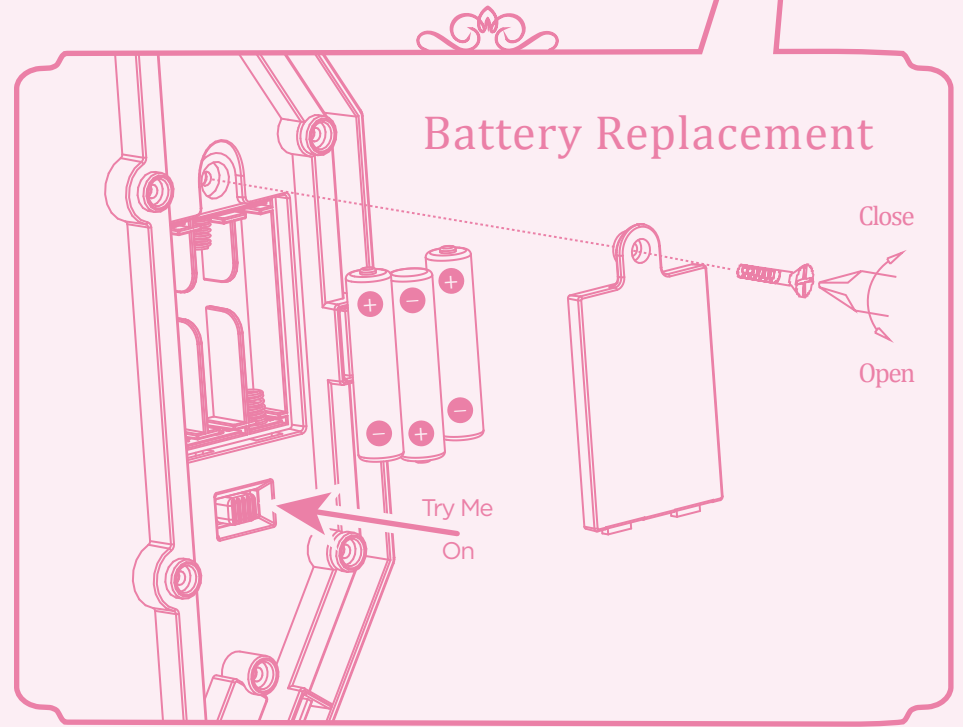
LORI™

"Try Me" mode: Press once to turn on the LED lights. Lights will turn off automatically after a few seconds.

"On" mode: Press button to turn on the lights. Press again to turn off the lights.



Clips can be moved along dance bars, or removed when not needed



CAUTION:
Uses 3 x AAA (1.5V) size batteries – Included
Do not mix old and new batteries.
Do not mix alkaline, standard (carbon-zinc), or rechargeable (nickel-cadmium) batteries.
Do not dispose of this product in fire.
Batteries inside product may explode or leak.